

## STAIRTEC SR

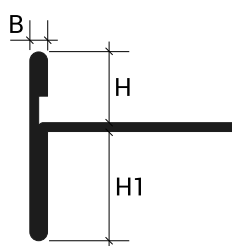
### PRODUCT DESCRIPTION



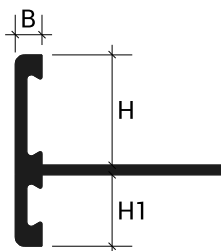
Practical and easy to maintain, STAIRTEC SR can be used as stair nosing and edge protection. Its extended vertical edge hides and protects the exposed riser, preventing future cracking and chipping. The unique sectional design can match two different floor thicknesses with the same reversible profile. The patented section is designed with vertical dovetail anchoring.

### TECHNICAL FEATURES

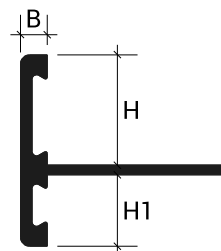
Length: 2.70 meters - 8'10"



Stainless Steel  
B = 1/8" - 3 mm



Aluminum  
B = 1/8" - 3 mm



Brass  
B = 1/8" - 3 mm

### MATERIAL DESCRIPTION

#### Stainless Steel

Steel profiles are made by cold forming sheets of constant thickness, thus differing from the corresponding aluminum and brass versions made by hot extrusion, while maintaining their application and dimensional characteristics. Stainless steel effectively resists high mechanical stress and is particularly suitable for use in the chemical, food, and hospital sectors, where hygiene, durability, and chemical resistance are essential. Normally produced with a semi-gloss finish, a brushed finish can also be achieved by partially removing material using rotating nylon and quartz fiber brushes. This process gives the surface a matte appearance without altering its characteristics.

AISI 304 STAINLESS STEEL - EN X 5 CrNi 18 10 - DIN 1.4301:

This steel belongs to the AUSTENITIC category and is the most widespread and commonly used alloy for products requiring high technical and performance characteristics. It is highly resistant to most chemical agents but may stain or darken superficially; a standard polishing product is sufficient to restore its original appearance.



IL



IS

stairtec >> SR in Stainless Steel AISI 304 - DIN 1.4301 Polished - Reversible profile			
Item	HxH1 inch	Finish	
SR8/15IL270	5/16x9/16	IL - Polished	<input checked="" type="checkbox"/>
SR10/12IL270	3/8x1/2	IL - Polished	<input checked="" type="checkbox"/>

stairtec >> SR in Stainless Steel AISI 304 - DIN 1.4301 Brushed - Reversible profile			
Item	HxH1 inch	Finish	
SR8/15IS270	5/16x9/16	IS - Brushed	<input checked="" type="checkbox"/>
SR10/12IS270	3/8x1/2	IS - Brushed	<input checked="" type="checkbox"/>

## MATERIAL DESCRIPTION

### Aluminum

The primary aluminum alloy EN AW-6060 in T6 temper is suitable for complex extrusions, offering high strength and an excellent natural surface finish that lends itself well to subsequent finishing processes.

#### ANODIZED ALUMINUM:

The anodic oxidation process provides protection against corrosion caused by atmospheric agents, without involving galvanic treatments.

According to the EN 12373 standard, the profiles are treated with preventive processes that make them uniformly opaque, subsequently they are coloured through an electro-chemical oxidation process in the standard colours Silver, Gold, Bronze, Copper and Titanium with a thickness of up to 10 microns.



AS

stairtec >> SR in Anodized Aluminum - Reversible profile			
Item	HxH1 inch	Finish	
SR8/15AS270	5/16x9/16	AS - Silver	<input checked="" type="checkbox"/>
SR10/12AS270	3/8x1/2	AS - Silver	<input checked="" type="checkbox"/>

## MATERIAL DESCRIPTION

### Brass

Profiles made from CW618N (EN 12167) brass alloy are characterized by high resistance to mechanical stress, making them particularly suitable for heavy-traffic applications, such as industrial settings and at expansion joints.

Brass is resistant to most chemical agents commonly encountered during the installation of ceramic coverings. However, in the presence of humidity or aggressive substances, the surface may develop superficial oxidation, which can be removed using a standard polishing product.

These profiles can be manufactured through either hot extrusion or cold forming from sheets of constant thickness.

#### POLISHED BRASS:

This finish is obtained using specialized polishing machines that mechanically enhance the surface without altering the material's intrinsic properties. In the presence of oxidizing agents, some surface darkening may occur, which can be easily restored using common polishing products.



ON



OL

stairtec >> SR in Natural Brass- Reversible profile			
Item	HxH1 inch	Finish	
SR8/15ON270	5/16x9/16	ON - Natural	<input checked="" type="checkbox"/>
SR10/12ON270	3/8x1/2	ON - Natural	<input checked="" type="checkbox"/>

stairtec >> SR in Polished Brass - Reversible profile		
Item	HxH1 inch	Finish
SR8/15OL270	5/16x9/16	OL - Polished
SR10/12OL270	3/8x1/2	OL - Polished

## APPLICATION

1. Choose the H-size profile corresponding to the thickness of the tile to be laid, taking care to ensure that the profile does not exceed the edge of the floor but is positioned 0.5 to 1 mm lower.
2. Spread the adhesive in the profile application area with the help of a notched trowel;
3. Cut the profile to the required length and place it so that the base sinks into the adhesive, pressing and aligning it;
4. Apply an additional layer of adhesive to the perforation and in the cavities of the vertical section of the profile in contact with the edge of the floor;
5. Generally leave a space of about 3/32" - 2 mm between the profile and the edge of the tile to be filled later with sealant or grout;
6. Remove any adhesive residue from the profile immediately.

N.B.: Aluminum profiles offer limited resistance to alkaline substances, so their use must be evaluated according to the expected chemical aggressions. Aluminum profiles in contact with cementitious substances can be attacked by corrosion processes, so residues of used adhesives and sealants should be removed immediately. When laying, the right amount of adhesive must be used and the right drying times observed, avoiding creating cavities in which water can stagnate, which would lead to the formation of alkaline substances (aluminum hydroxide) and trigger corrosive electrolytic phenomena.

## CLEANING AND MAINTENANCE

### STAINLESS STEEL:

Stainless steel is easy to clean and very hygienic because of its smooth, nonporous surface, which hinders the growth of bacteria. To keep it in good condition, simply wash it with warm soapy water, rinse it thoroughly and dry it with a soft cloth. If exposed to weathering, periodic cleaning is recommended to prevent corrosion. Brushed surfaces should be cleaned in the direction of brushing. In case of scratches, a specific polish can be used with a soft cloth. Avoid cleaning agents containing hydrochloric acid, hydrofluoric acid or bleach, as well as abrasive products. Do not leave ordinary steel objects in contact with stainless steel to prevent contamination and rust stains. Also, do not leave damp patches or sponges on the surface to prevent water halos.

### ALUMINIUM:

Aluminum requires no special maintenance.

For cleaning, use colorless alcohol diluted in water or neutral detergents, avoiding acidic ones (e.g., hydrochloric or hydrofluoric acid); use non-abrasive sponges or cloths to avoid damage. We recommend not applying cleaners directly to surfaces. After cleaning, rinse with water and dry immediately with a soft cloth. Avoid polishes. Quickly remove residual cement or grout to protect the surface.

### BRASS:

Brass does not require special maintenance and is easily cleaned with alcohol diluted in water or with neutral detergents, avoiding those with an acidic base.

It is recommended to use water with mild detergents, ensuring the final rinse is with water only. To avoid scratches, use exclusively non-abrasive cloths or sponges. For maintenance, common polishes available on the market can be used.

## WARNINGS

These profiles should be handled with care, using cut-resistant gloves. The indications and prescriptions herein, while corresponding to our experience, are to be considered purely indicative and must be confirmed by exhaustive practical applications. Profilitec declines any responsibility for any damage to people or things resulting from improper use of the products. The user is required to determine whether or not the product is suitable for use and assumes all responsibility arising from incorrect installation of the material.

## BILL OF QUANTITIES ITEM

Supply and installation of profile in \_\_\_\_\_ (material), with \_\_\_\_\_  
 \_\_\_\_\_ finish (refer to the Material Description section) in the characteristic size \_\_\_\_\_ mm,  
 equipped with a punched flange that guarantees a perfect grip with the adhesive used. Profile with dovetail inner part for  
 better adhesive grip.

Profile family type \_\_\_\_\_ of Profilitec company as a closing and protection profile for the covering,  
 to be supplied and installed in a professional manner, respecting the methods and application fields indicated by the  
 manufacturer.

Profile length: 2700 mm

Profile SKU: \_\_\_\_\_

Material: \_\_\_\_\_ \$/pc

Installation: \_\_\_\_\_ \$/pc

Totale price: \_\_\_\_\_ \$/pc

**Profilitec S.p.A.**  
 Via Scotte, 3 - 36033 Isola Vicentina (Vicenza), ITALY  
 Tel: +39 0444 268311  
 e-mail: [profilitec@profilitec.com](mailto:profilitec@profilitec.com)

**Profilitec Corp.**  
 e-mail: [customerservice@profilitec.com](mailto:customerservice@profilitec.com)

**Profilitec France**  
 e-mail: [france@profilitec.com](mailto:france@profilitec.com)

**Profilitec Ibérica, S.L.U.**  
 e-mail: [iberica@profilitec.com](mailto:iberica@profilitec.com)